

Materials for orientation

1. Participants

① Learners

Learn Japanese while talking with Japanese supporters.

② Japanese supporters

Talk with learners in Japanese.

Talk while using every possible means to get learners to understand the content of the talks.

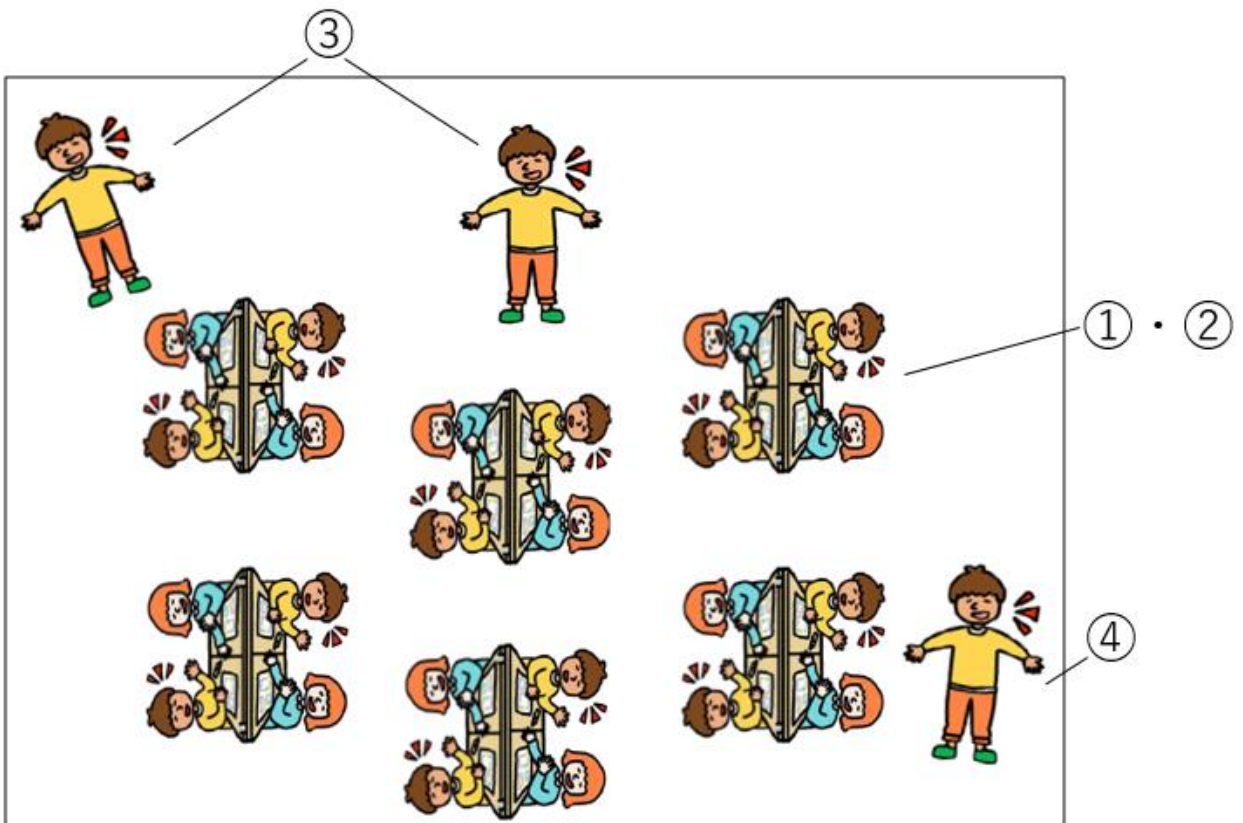
③ Instructor/Assistant


Proceed the class activity.

Please ask him/her advice if you have any problems in the classroom.

④ Foreign resident coordinator

Take consultation if you have any problems in the classroom.





2. Purpose of the class

【Learners】

Be able to talk in Japanese about the topics familiar to you such as greeting and self-introduction.

【Japanese supporters】

Learn how to communicate with the people who barely understand Japanese.

【 All participants 】


Get to know each other and get along with the participants.



3. How to proceed the class

① Check the topic and Can-do.




Look at  1 and checks the topic and Can-do. Make a self-assessment of Can-do "before class"

② Listen to the model.

The instructor talks about him/herself on today's topic.

Participants image what they are going to talk about today's topic.




③ Talk (1)

Talk about today's topic in pairs or groups.

Think about what you want to tell with referring the instruction and illustration on worksheets.

At  1, note down what you want to talk.

A note can be anything , such as illustration, your language, and Romaji(alphabet).

At  2, note down the words of interest, new ones, and the things that you understand from others' talks.

A note can be your language or Romaji(alphabet).



④ Talk(2)

Change pairs and groups, then talk to many people.


By talking to many people on the same topic, you will be able to introduce yourself.

⑤ Check Can-do.



At  1, make a self-assessment of Can-do "after class"

⑥ Write down what you have talked today.



At  2, write down what you have talked today.

Write down so that you can talk in Japanese later.

You can use any of letters you can understand.

⑦ Write down the words that you want to memorize.

At  3, write down the words that you want to memorize.

Looking over  1 and  2, choose the words that you want to memorize and write them down.

⑧ Write the feedback.



At  4, write the feedback of today's class.

Record what you could do, what was difficult, and what you have thought.

Write in your country's language to record how you have felt.

